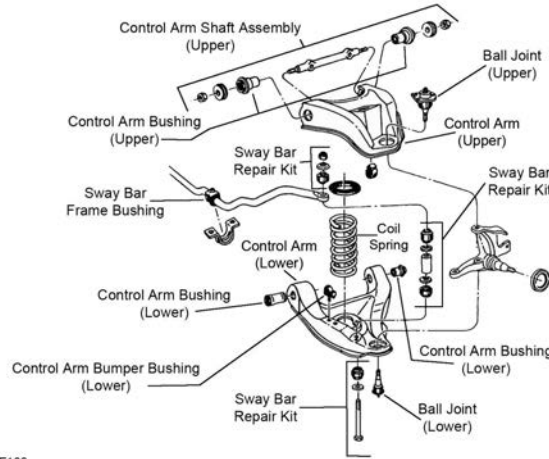
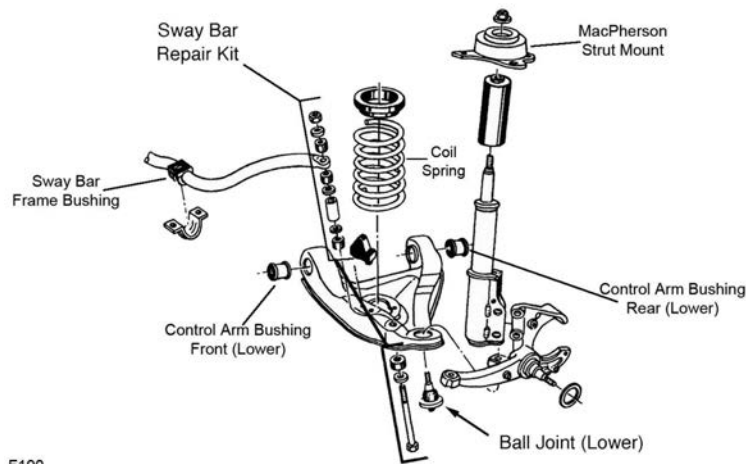


**FRONT SUSPENSION**



F188

F188



F190

F190

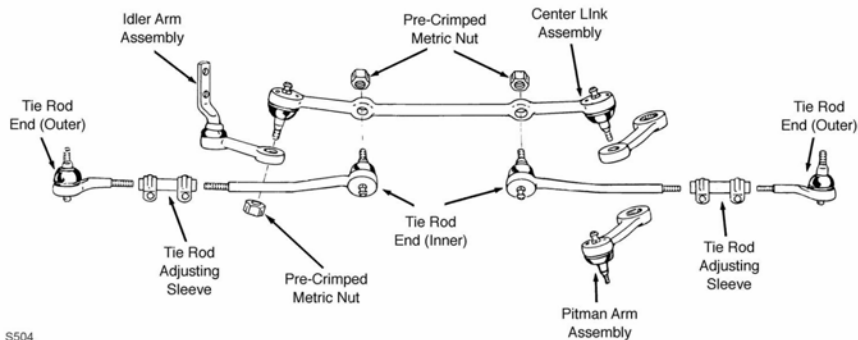
| Year                              | Model/Application   | Part        | P/C Qty  | Figure |
|-----------------------------------|---|-------------|----------|--------|
| <b>Ball Joint</b>                 |   |             |          |        |
| 1990-1982                         | (Powdered Metal Gusher Brg. For Better Lubrication)   | Lower       | K6145T ‡ | 2 F190 |
| 1981-1970                         | (Powdered Metal Gusher Brg. For Better Lubrication)   | Upper       | K5208 ‡  | 2 F188 |
|                                   | (Powdered Metal Gusher Brg. For Better Lubrication)   | Lower       | K6145T ‡ | 2 F188 |
| 1969-1967                         | (Powdered Metal Gusher Brg. For Better Lubrication)   | Upper       | K5108 ‡  | 2 F188 |
|                                   | (Powdered Metal Gusher Brg. For Better Lubrication)   | Lower       | K5103 ‡  | 2 F188 |
| <b>Control Arm Bumper Bushing</b> |   |             |          |        |
| 1987-1985                         | Except Touring Suspension   | Lower       | K6606    | 2 F190 |
| 1984-1982                         |   | Lower       | K6606    | 2 F190 |
| 1981-1970                         |   | Lower       | K6606    | 2 F188 |
| <b>Control Arm Bushing</b>        |   |             |          |        |
| 1981-1973                         |   | Lower Rear  | K5262    | 2 F188 |
|                                   |   | Lower Front | K3113    | 2 F188 |
| 1972-1971                         |   | Lower       | K6110    | 2 F188 |
| <b>Control Arm Bushing Set</b>    |   |             |          |        |
| 1990-1982                         | (Contains Front And Rear Bushings)  | Lower       | K6253    | 2 F190 |
| 1981-1973                         | (Contains Front And Rear Bushings)  | Lower       | K6109    | 2 F188 |
| 1979-1974                         |   | Upper       | K6144    | 2 F188 |
| 1973-1970                         | (Contains Front And Rear Bushings)  | Upper       | K6108    | 2 F188 |
| 1970-1967                         | (Contains Front And Rear Bushings)  | Lower       | K6076    | 2 F188 |
| 1969-1967                         | (Contains Front And Rear Bushings)  | Upper       | K5196    | 2 F188 |
| <b>Control Arm Shaft Assembly</b> |   |             |          |        |
| 1979-1974                         | (Provides Additional Positive(+) Camber Adjustment, Offset Shaft Kit, Design Allows Ease Of Installation) | Upper       | K6146 ‡  | 2 F188 |

# CHEVROLET-Camaro (Cont.)

## FRONT SUSPENSION (Cont.)

| Year                              | Model/Application  | Part     | P/C Qty   | Figure |
|-----------------------------------|--|----------|-----------|--------|
| <b>Control Arm Shaft Assembly</b> |  |          |           |        |
| 1973-1970                         | (Provides Additional Positive(+) Camber Adjustment, Offset Shaft Kit, Design Allows Ease Of Installation)  | Upper    | K6148 ‡   | 2 F188 |
| 1969-1967                         | (Provides Additional Positive(+) Camber Adjustment, Offset Shaft Kit, Design Allows Ease Of Installation)  | Upper    | K5250 ‡   | 2 F188 |
| <b>Strut Mount</b>                |  |          |           |        |
| 1990-1982                         | (Contains Bearing)   | Left     | K6414     | 1 F190 |
|                                   | (Contains Bearing)   | Right    | K6412     | 1 F190 |
| <b>Sway Bar Bushing</b>           |  |          |           |        |
| 1990-1986                         | 33mm Sway Bar Diameter, Except Tabs On Mounting Clamps   | To Frame | K6457     | 1 F190 |
| 1990-1982                         | 1" Sway Bar Diameter, Except Tabs On Mounting Clamps   | To Frame | K6451     | 1 F190 |
|                                   | 1-1/16" Sway Bar Diameter, Except Tabs On Mounting Clamps  | To Frame | K5288     | 1 F190 |
|                                   | 1-1/4" Sway Bar Diameter, (Split Design For Easier Installation)   | To Frame | K6455 ‡   | 1 F190 |
|                                   | 1-1/8" Sway Bar Diameter, Except Tabs On Mounting Clamps   | To Frame | K6453     | 1 F190 |
|                                   | 1-3/16" Sway Bar Diameter, Except Tabs On Mounting Clamps  | To Frame | K5248     | 1 F190 |
|                                   | 36mm Sway Bar Diameter, Except Tabs On Mounting Clamps   | To Frame | K6459     | 1 F190 |
| 1981-1976                         | 1" Sway Bar Diameter, Except Tabs On Mounting Clamps   | To Frame | K6451     | 1 F188 |
|                                   | 1" To 1-9/64" Sway Bar Diameter, Tabs On Mounting Clamps   | To Frame | K6161     | 1 F188 |
|                                   | 1-1/16" Sway Bar Diameter, Except Tabs On Mounting Clamps  | To Frame | K5288     | 1 F188 |
|                                   | 1-1/4" Sway Bar Diameter, Except Tabs On Mounting Clamps, (Split Design For Easier Installation)   | To Frame | K6455 ‡   | 1 F188 |
|                                   | 1-1/8" Sway Bar Diameter, Except Tabs On Mounting Clamps   | To Frame | K6453     | 1 F188 |
|                                   | 1-3/16" Sway Bar Diameter, Except Tabs On Mounting Clamps  | To Frame | K5248     | 1 F188 |
|                                   | 15/16" Sway Bar Diameter, Tabs On Mounting Clamps  | To Frame | K5241     | 1 F188 |
| 1975-1970                         | 1" Sway Bar Diameter   | To Frame | K5253     | 1 F188 |
|                                   | 15/16" Sway Bar Diameter   | To Frame | K5241     | 1 F188 |
| 1969-1967                         | (Standard Design)  | To Frame | K5227     | 1 F188 |
| <b>Sway Bar Repair Kit</b>        |  |          |           |        |
| 1990-1982                         | (Heavy Duty Design)<br>(Includes Polyurethane Bushings And Solid Metal Sleeve For Enhanced Performance. Barrel Nut Allows For Easier Installation.)<br>(Standard Design) |          | K6630 ‡   | 2 F190 |
|                                   |  |          | K700532 ‡ | 2 F190 |
|                                   |  |          | K5252     | 2 F190 |
| 1981-1970                         | (Heavy Duty Design)<br>(Includes Polyurethane Bushings And Solid Metal Sleeve For Enhanced Performance. Barrel Nut Allows For Easier Installation.)<br>(Standard Design) |          | K6630 ‡   | 2 F188 |
|                                   |  |          | K700532 ‡ | 2 F188 |
|                                   |  |          | K5252     | 2 F188 |
| 1969-1967                         | (Standard Design)<br>6-1/2" Length, (Includes Polyurethane Bushings And Solid Metal Sleeve For Enhanced Performance. Barrel Nut Allows For Easier Installation.)         |          | K6217     | 2 F188 |
|                                   |  |          | K700534 ‡ | 2 F188 |

## STEERING



S504

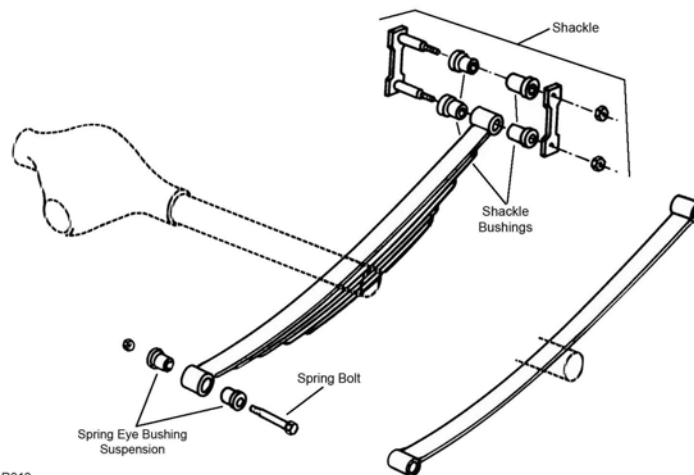
S504

| Year               | Model/Application  | Part | P/C Qty  | Figure |
|--------------------|--|------|----------|--------|
| <b>Center Link</b> |  |      |          |        |
| 1990-1982          | (Powdered Metal Gusher Brg. For Better Lubrication)  |      | DS1049 ‡ | 1 S504 |
| 1981-1980          | V6 Cyl, (Contains New Pre-Crimped Metric Nuts, Powdered Metal Gusher Brg. For Better Lubrication)  |      | DS883 ‡  | 1 S504 |
|                    | V8 Cyl, (Contains New Pre-Crimped Metric Nuts, Powdered Metal Gusher Brg. For Better Lubrication)  |      | DS829 ‡  | 1 S504 |
| 1979-1972          | (Contains New Pre-Crimped Metric Nuts, Powdered Metal Gusher Brg. For Better Lubrication)  |      | DS829 ‡  | 1 S504 |
| 1971-1970          | Power Steering, (Contains New Pre-Crimped Metric Nuts, Powdered Metal Gusher Brg. For Better Lubrication)                                      |      | DS829 ‡  | 1 S504 |
|                    | 350(5.7L), High Performance Engine, Manual Steering, (Contains New Pre-Crimped Metric Nuts, Powdered Metal Gusher Brg. For Better Lubrication) |      | DS829 ‡  | 1 S504 |
| <b>Idler Arm</b>   |  |      |          |        |
| 1990-1982          | (Powdered Metal Gusher Brg. For Better Lubrication)  |      | K6249 ‡  | 1 S504 |

## STEERING (Cont.)

| Year                            | Model/Application   | Part                  | P/C Qty | Figure |
|---------------------------------|---|-----------------------|---------|--------|
| <b>Idler Arm</b>                |   |                       |         |        |
| 1981-1973                       | (Powdered Metal Gusher Brg. For Better Lubrication)                                 | K6186 ‡               | 1       | S504   |
| 1972-1970                       | (Powdered Metal Gusher Brg. For Better Lubrication)                                 | K5212 ‡               | 1       | S504   |
| 1969-1968                       | (Powdered Metal Gusher Brg. For Better Lubrication)                                 | K6099 ‡               | 1       | S504   |
| <b>Pitman Arm</b>               |   |                       |         |        |
| 1969-1968                       | Manual Steering, (Greaseable Socket Reduces Corrosion/Wear)                         | K6150 ‡               | 1       | S504   |
| 1969-1967                       | 5.78" From Stud Center To Spline Center, (Greaseable Socket Reduces Corrosion/Wear) | K6582 ‡               | 1       | S504   |
| <b>Tie Rod Adjusting Sleeve</b> |   |                       |         |        |
| 1990-1982                       |   | ES2032S               | 2       | S504   |
| 1981-1970                       |   | ES2004S               | 2       | S504   |
| 1969-1967                       |   | ES350S                | 2       | S504   |
| <b>Tie Rod End</b>              |   |                       |         |        |
| 1990-1982                       | (Powdered Metal Gusher Brg. For Better Lubrication)                                 | Outer ES2226RL ‡      | 2       | S504   |
|                                 | (Powdered Metal Gusher Brg. For Better Lubrication)                                 | Inner ES2227RL ‡      | 2       | S504   |
| 1981-1980                       | V6 Cyl, (Powdered Metal Gusher Brg. For Better Lubrication)                         | Left Inner ES2001L ‡  | 1       | S504   |
|                                 | V6 Cyl, (Powdered Metal Gusher Brg. For Better Lubrication)                         | Right Inner ES2002L ‡ | 1       | S504   |
|                                 | V8 Cyl, (Powdered Metal Gusher Brg. For Better Lubrication)                         | Outer ES441RL ‡       | 2       | S504   |
|                                 | V8 Cyl, (Powdered Metal Gusher Brg. For Better Lubrication)                         | Left Inner ES442L ‡   | 1       | S504   |
|                                 | V8 Cyl, (Powdered Metal Gusher Brg. For Better Lubrication)                         | Right Inner ES443L ‡  | 1       | S504   |
| 1979-1975                       | (Powdered Metal Gusher Brg. For Better Lubrication)                                 | Outer ES441RL ‡       | 2       | S504   |
|                                 | (Powdered Metal Gusher Brg. For Better Lubrication)                                 | Left Inner ES442L ‡   | 1       | S504   |
|                                 | (Powdered Metal Gusher Brg. For Better Lubrication)                                 | Right Inner ES443L ‡  | 1       | S504   |
| 1974-1970                       | (Powdered Metal Gusher Brg. For Better Lubrication)                                 | Outer ES404RL ‡       | 2       | S504   |
|                                 | (Powdered Metal Gusher Brg. For Better Lubrication)                                 | Left Inner DS782 ‡    | 1       | S504   |
|                                 | (Powdered Metal Gusher Brg. For Better Lubrication)                                 | Right Inner DS781 ‡   | 1       | S504   |
| 1969-1968                       | (Powdered Metal Gusher Brg. For Better Lubrication)                                 | Outer ES381RL ‡       | 2       | S504   |
| 1969-1967                       | (Powdered Metal Gusher Brg. For Better Lubrication)                                 | Inner ES681N ‡        | 2       | S504   |
| 1967                            | (Powdered Metal Gusher Brg. For Better Lubrication)                                 | Outer ES348R ‡        | 2       | S504   |

## REAR SUSPENSION

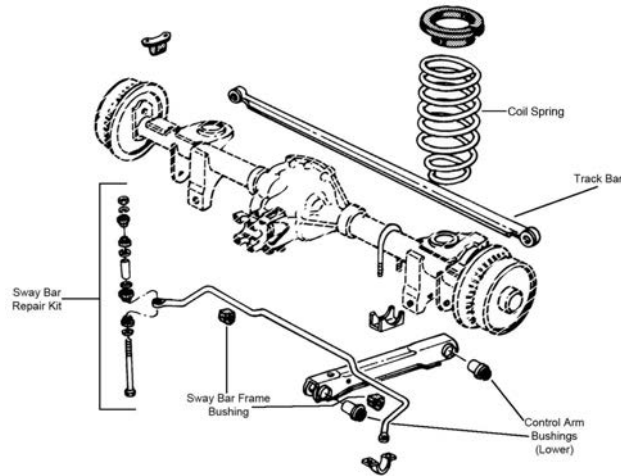


R313

R313

# CHEVROLET-Camaro (Cont.)

## REAR SUSPENSION (Cont.)

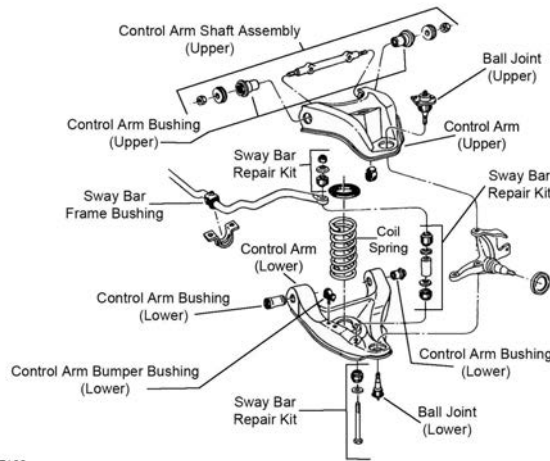


R336

| Year                               | Model/Application  | Part       | P/C Qty              | Figure           |
|------------------------------------|--|------------|----------------------|------------------|
| <b>Control Arm Bushing</b>         |  |            |                      |                  |
| 1990-1982                          | (Contains Front And Rear Bushings)   | Lower      | K6178                | 2 R336           |
| <b>Leaf Spring Bushing</b>         |  |            |                      |                  |
| 1981-1967                          |  | Fixed End  | SB298                | 2 R313           |
| <b>Leaf Spring Shackle Bushing</b> |  |            |                      |                  |
| 1981                               |  |            | K6560                | 4 R313           |
| 1980-1967                          | 2.19" Length, 1.580" Outside Diameter  | Lower Rear | K6560                | 4 R313           |
|                                    | 2.770" Length, 1.580" Outside Diameter   |            | K6559                | 4 R313           |
| <b>Sway Bar Bushing</b>            |  |            |                      |                  |
| 1990-1982                          |  | To Frame   | K6686                | 1 R336           |
| <b>Sway Bar Repair Kit</b>         |  |            |                      |                  |
| 1990-1982                          | (Heavy Duty Design)<br>(Includes Polyurethane Bushings And Solid Metal Sleeve For Enhanced Performance. Barrel Nut Allows For Easier Installation.)<br>(Standard Design) |            | K6630 ‡<br>K700532 ‡ | 2 R336<br>2 R336 |
|                                    |  |            | K5252                | 2 R336           |
| <b>Track Bar</b>                   |  |            |                      |                  |
| 1990-1982                          | (Contains Bushings)  |            | K6341                | 1 R336           |

# CHEVROLET-Caprice

## FRONT SUSPENSION



F188

F188

| Year              | Model/Application                                   | Part  | P/C Qty  | Figure |
|-------------------|---|-------|----------|--------|
| <b>Ball Joint</b> |   |       |          |        |
| 1990-1977         | (Powdered Metal Gusher Brg. For Better Lubrication) | Lower | K6145T ‡ | 2 F188 |
| 1990-1971         | (Powdered Metal Gusher Brg. For Better Lubrication) | Upper | K5208 ‡  | 2 F188 |